



How to divide into two parts? How to compose one picture?


The two classes discuss how to divide and compose one picture via internet.  
 Japan side first draws one half and sends it to their partner class.  
 The partner draws the other half and completes the mural.

## ● COMPOSITION PATTERNS



Each side drew "Traditional Culture" of the partner's country.

● Divide vertically




[Japan] Osaka Neyagawa Tomorogi Junior High School  
 [Fiji] Dudley Junior High School



Each side drew "Beauty of Nature" of their own country.

● Divide diagonally




[Japan] Ishikawa Kanazawa Nishi Elementary School  
 [Zambia] Twashuka Basic School



They drew "Cultural Event" of each month of the year alternately in each square.

● Divide into small squares



[Japan] Ishikawa Kanazawa Ogidai Elementary School  
 [Taiwan] Taoyan Elementary School



They drew "Environment" and "Culture" sharing parts on the theme.

● Divide intricately



[Japan] Hyogo Ako Nishi Junior High School  
 [Indonesia] SMPN 27 Junior High School

● Other division patterns



Each side alternately drew their "Local Fairy Stories".  
 [Japan] Ishikawa Kanazawa Shijima Elementary School  
 [Taiwan] Ze Hsin Elementary School



Each side drew "Local Nature and Life" of both countries.  
 [Japan] Hyogo Himeji Ysutomikita Elementary School  
 [Canada] W. H. Day Elementary School



They drew each "Traditional Culture" sharing the whole space without lining clearly  
 [Japan] Tokyo Tagara High School  
 [Indonesia] SMA Negeri 1 Ubud High School